

Specification

Nominal Voltage	12V
Nominal Capacity(10HR)	150AH
Dimension	Length 551 ±3mm (21.69 inches)
	Width 110 ±2mm (4.33 inches)
	Container Height 287 ±3mm (11.30 inches)
	Total Height (with Terminal) 287 ±3mm (11.30 inches)
Approx Weight	Approx 46.4 Kg (102.3 lbs)
Terminal	T6
Container Material	ABS
Rated Capacity	158.8 AH/7.94A (20hr, 1.80V/cell, 25°C/77°F)
	150.0 AH/15.0A (10hr, 1.80V/cell, 25°C/77°F)
	144.8 AH/18.1A (8hr, 1.80V/cell, 25°C/77°F)
	136.5 AH/27.3A (5hr, 1.75V/cell, 25°C/77°F)
	100.0 AH/100.0A (1hr, 1.67V/cell, 25°C/77°F)
Max. Discharge Current	1200A (5s)
Internal Resistance	Approx 3.0mΩ
Operating Temp. Range	Discharge : -15~50°C (5~122°F)
	Charge : 0~40°C (32~104°F)
	Storage : -15~40°C (5~104°F)
Nominal Operating Temp. Range	25 ±3°C (77 ±5°F)
Cycle Use	Initial Charging Current less than 45.0A. Voltage 14.4V~15.0V at 25°C(77°F)Temp. Coefficient -30mV/°C
	Standby Use No limit on Initial Charging Current Voltage 13.5V~13.8V at 25°C(77°F)Temp. Coefficient -20mV/°C
Capacity affected by Temperature	40°C (104°F) 103%
	25°C (77°F) 100%
	0°C (32°F) 86%
Self Discharge	FT series batteries may be stored for up to 6 months at 25°C(77°F) and then a freshening charge is required. For higher temperatures the time interval will be shorter.



Applications

- ◆ For standard 19 inches or 23 inches power cabinets
- ◆ Network connection equipment of communication system
- ◆ Power system of special network or local area network
- ◆ UPS, standby power supply
- ◆ Power station systems
- ◆ Railway and marine systems

Constant Current Discharge (Amperes) at 25 °C (77°F)

F.V/Time	10min	15min	20min	30min	45min	1h	2h	3h	4h	5h	6h	8h	10h	20h
1.85V/cell	251.3	209.5	179.8	141.0	109.3	88.9	53.0	38.2	30.6	25.4	22.1	17.2	14.3	7.60
1.80V/cell	284.9	233.5	199.0	154.3	117.6	94.9	55.9	40.6	32.2	26.7	23.2	18.1	15.0	7.94
1.75V/cell	312.7	252.7	212.3	162.1	122.1	98.2	57.0	41.3	33.1	27.3	23.6	18.3	15.2	8.06
1.70V/cell	334.5	266.1	220.9	166.9	124.9	99.6	57.8	41.7	33.3	27.5	23.8	18.5	15.3	8.12
1.67V/cell	346.1	272.8	225.5	169.0	125.4	100.0	58.0	41.9	33.5	27.7	24.1	18.8	15.5	8.16
1.60V/cell	363.8	283.2	235.5	173.3	128.7	102.6	59.0	42.8	34.2	28.5	24.6	19.2	15.8	8.21

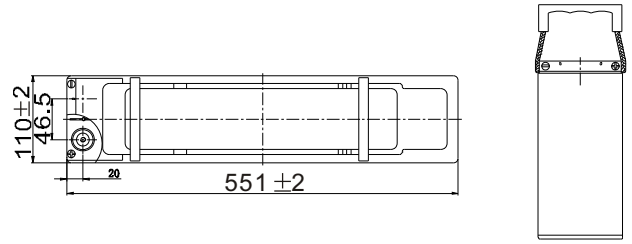
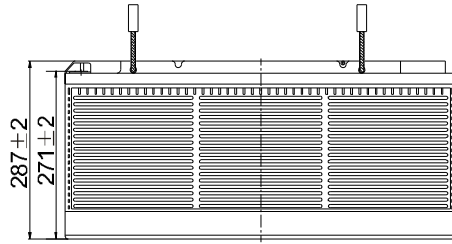
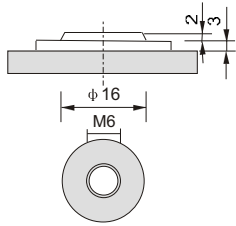
Constant Power Discharge (Watts/cell) at 25 °C (77°F)

F.V/Time	10min	15min	20min	30min	45min	1h	2h	3h	4h	5h	6h	8h	10h	20h
1.85V/cell	469.3	395.1	342.5	271.6	212.4	173.2	104.0	75.1	60.5	50.2	43.8	34.3	28.7	15.2
1.80V/cell	525.8	434.5	373.6	292.7	226.7	183.9	109.0	79.5	63.3	52.6	45.9	35.9	29.9	15.9
1.75V/cell	567.9	464.5	394.9	305.0	233.2	189.6	110.6	80.5	64.7	53.6	46.5	36.3	30.2	16.1
1.70V/cell	593.9	482.5	407.7	312.2	237.6	191.5	112.0	81.2	65.0	53.8	46.9	36.7	30.5	16.2
1.67V/cell	612.1	492.5	414.5	315.5	237.7	191.9	112.2	81.4	65.5	54.3	47.4	37.2	30.8	16.3
1.60V/cell	625.7	501.2	426.9	319.3	241.4	194.9	113.0	82.5	66.5	55.5	48.1	37.9	31.3	16.3

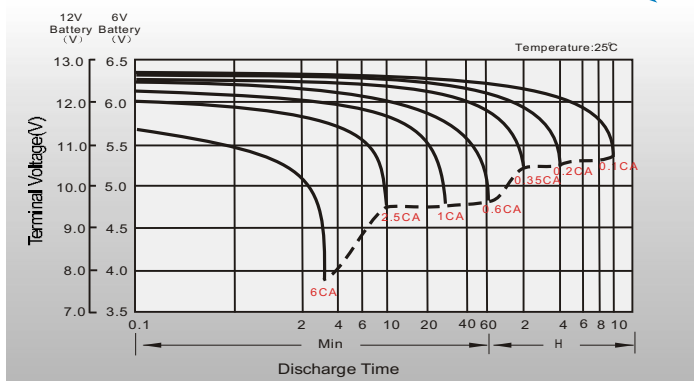
Dimensions

T6 Terminal

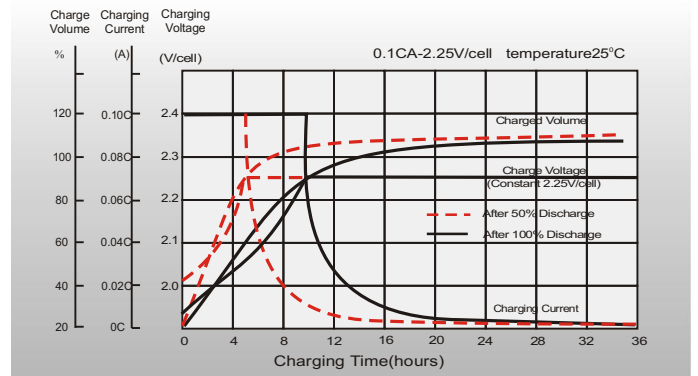
Unit: mm [inches]



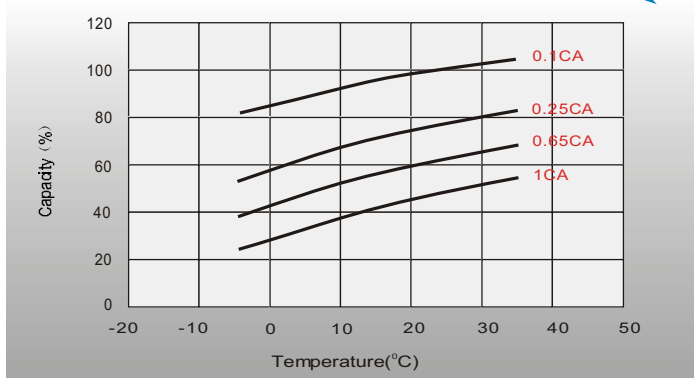
Discharge Characteristics



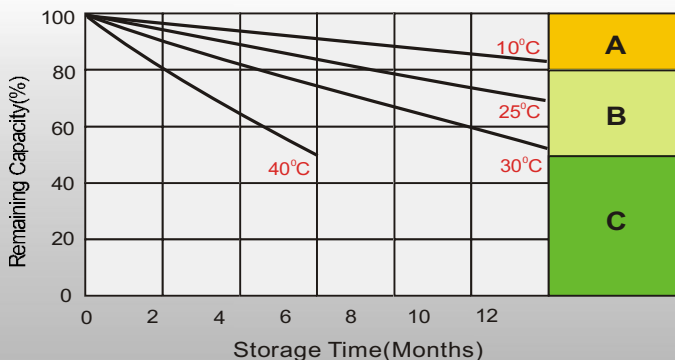
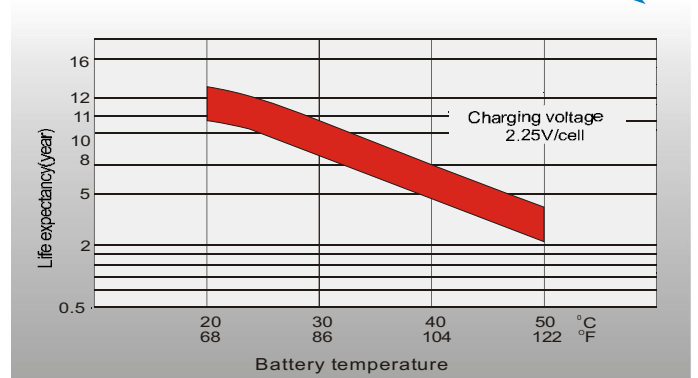
Float Charging Characteristics



Temperature Effects in Relation to Battery Capacity



Effect of Temperature on Long Term Float Life



Self Discharge Characteristics

- A** No supplementary charge required
(Carry out supplementary charge before use if 100% capacity is required.)
- B** Supplementary charge required before use. Optional charging way as below:
 1. Charged for above 3 days at limited current 0.25CA and constant volatge 2.25V/cell.
 2. Charged for above 20hours at limited current 0.25CA and constant volatge 2.45V/cell.
 3. Charged for 8~10hours at limited current 0.05CA .
- C** Supplementary charge may often fail to recover the capacity.
The battery should never be left standing till this is reached.