



Specification	
Nominal Voltage	12V
Nominal Capacity(20HR)	12.0AH
Dimension	Length 152±1mm (5.95 inches)
	Width 98±1mm (3.86 inches)
	Container Height 95±1mm (3.74 inches)
	Total Height (with Terminal) 102±1mm (3.98 inches)
Approx Weight	Approx 3.50 kg (7.72lbs)
Terminal	T1 / T2
Container Material	ABS
Rated Capacity	12.0 AH/0.60A (20hr, 1.80V/cell, 25°C/77°F)
	11.2 AH/1.12A (10hr, 1.80V/cell, 25°C/77°F)
	10.2 AH/2.03A (5hr, 1.75V/cell, 25°C/77°F)
	8.94 AH/2.98A (3hr, 1.75V/cell, 25°C/77°F)
	7.49AH/7.49A (1hr, 1.60V/cell, 25°C/77°F)
Max. Discharge Current	180A (5s)
Internal Resistance	Approx 14mΩ
Operating Temp. Range	Discharge : -15~50°C (5~122°F)
	Charge : 0~40°C (32~104°F)
	Storage : -15~40°C (5~104°F)
Nominal Operating Temp. Range	25±3°C (77±5°F)
Cycle Use	Initial Charging Current less than 3.6A. Voltage 14.4V~15.0V at 25°C(77°F)Temp. Coefficient -30mV/°C
	Standby Use No limit on Initial Charging Current Voltage 13.5V~13.8V at 25°C(77°F)Temp. Coefficient -20mV/°C
Capacity affected by Temperature	40°C (104°F) 103%
	25°C (77°F) 100%
	0°C (32°F) 86%
Self Discharge	ST series batteries may be stored for up to 6 months at 25°C(77°F) and then a freshening charge is required. For higher temperatures the time interval will be shorter.

### Applications

- ◆ All purpose
- ◆ Uninterruptable Power Supply (UPS)
- ◆ Electric Power System (EPS)
- ◆ Emergency backup power supply
- ◆ Emergency light
- ◆ Railway signal
- ◆ Aircraft signal
- ◆ Alarm and security system
- ◆ Electronic apparatus and equipment
- ◆ Communication power supply
- ◆ DC power supply
- ◆ Auto control system

### Constant Current Discharge (Amperes) at 25 °C (77°F)

F.V/Time	5min	10min	15min	20min	30min	45min	1h	2h	3h	4h	5h	6h	8h	10h	20h
1.85V/cell	22.9	15.2	12.5	11.0	9.02	7.04	5.83	3.58	2.70	2.22	1.88	1.63	1.30	1.08	0.594
1.80V/cell	27.4	18.2	14.7	12.6	10.1	7.73	6.31	3.84	2.88	2.36	1.98	1.70	1.34	1.12	0.600
1.75V/cell	32.8	20.9	16.4	13.9	10.8	8.27	6.67	4.00	2.98	2.42	2.03	1.75	1.38	1.14	0.606
1.70V/cell	38.1	23.3	18.0	15.1	11.5	8.67	6.96	4.14	3.05	2.47	2.08	1.79	1.40	1.16	0.617
1.65V/cell	42.0	25.3	19.3	16.2	12.1	9.06	7.20	4.27	3.14	2.54	2.12	1.82	1.42	1.18	0.625
1.60V/cell	46.3	27.4	20.8	17.1	12.8	9.42	7.49	4.38	3.21	2.60	2.17	1.86	1.45	1.20	0.629

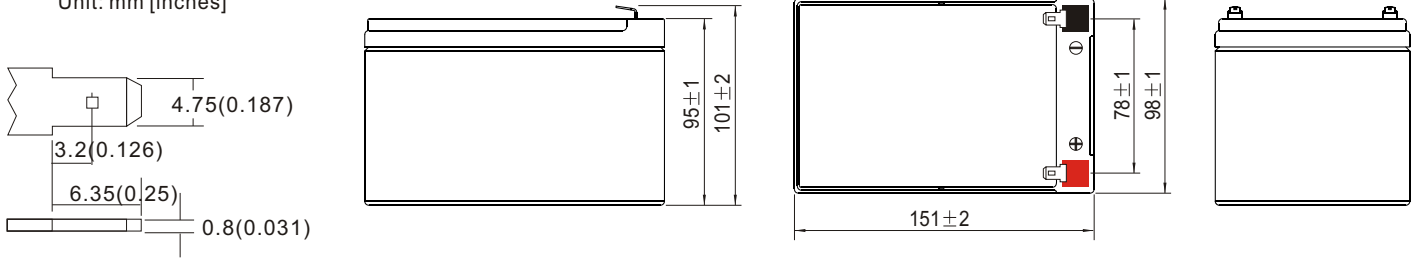
### Constant Power Discharge (Watts) at 25 °C (77°F)

F.V/Time	5min	10min	15min	20min	30min	45min	1h	2h	3h	4h	5h	6h	8h	10h	20h
1.85V/cell	42.6	28.4	23.6	20.8	17.1	13.5	11.3	6.96	5.26	4.33	3.69	3.20	2.56	2.14	1.18
1.80V/cell	49.5	33.4	27.2	23.6	19.0	14.7	12.1	7.41	5.58	4.59	3.86	3.33	2.65	2.21	1.19
1.75V/cell	58.8	37.9	30.0	25.8	20.2	15.7	12.7	7.69	5.75	4.68	3.95	3.42	2.71	2.26	1.20
1.70V/cell	67.3	41.7	32.7	27.8	21.4	16.3	13.2	7.94	5.88	4.78	4.04	3.48	2.75	2.29	1.22
1.65V/cell	73.1	44.6	34.7	29.5	22.4	16.9	13.6	8.17	6.02	4.88	4.11	3.54	2.79	2.32	1.23
1.60V/cell	79.2	47.5	36.6	30.6	23.3	17.5	14.1	8.33	6.13	4.99	4.18	3.61	2.84	2.35	1.24

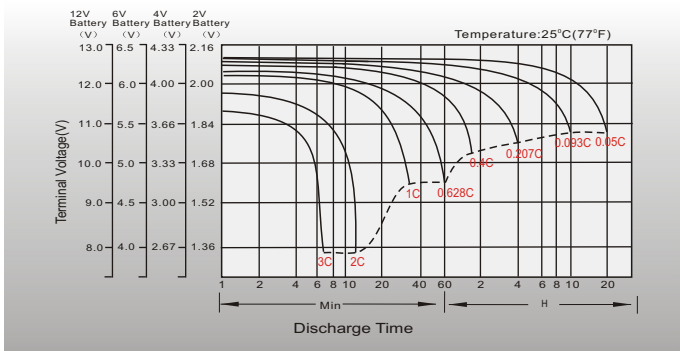
# Dimensions

## T1 Terminal

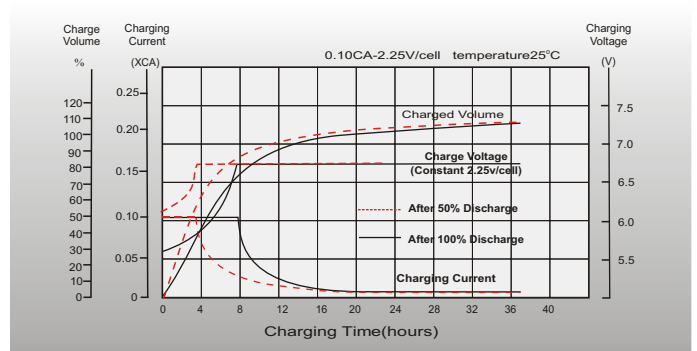
Unit: mm [inches]



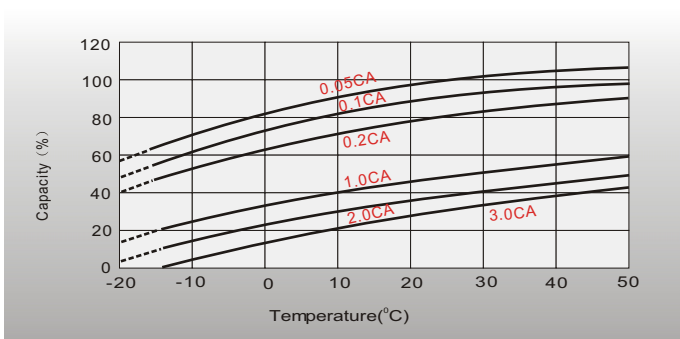
## Discharge Characteristics



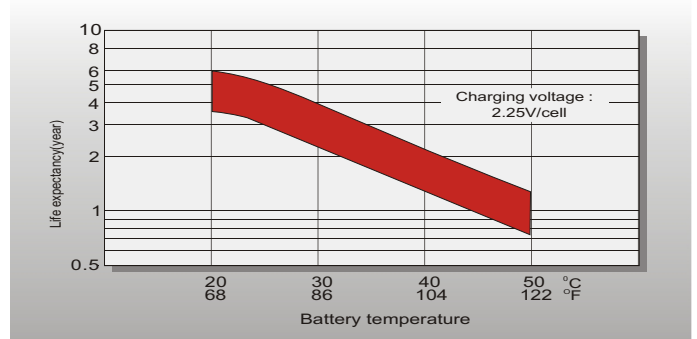
## Float Charging Characteristics



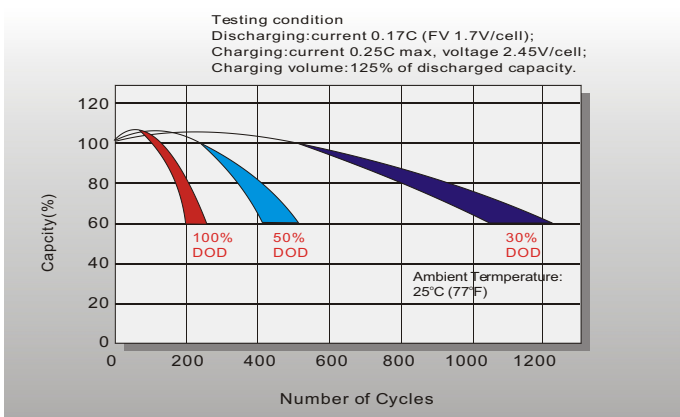
## Temperature Effects in Relation to Battery Capacity



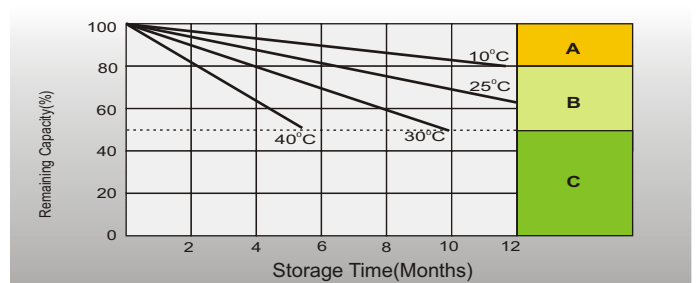
## Effect of Temperature on Long Term Float Life



## Cycle Life in Relation to Depth of Discharge



## Self Discharge Characteristics



- A** No supplementary charge required (Carry out supplementary charge before use if 100% capacity is required.)
- B** Supplementary charge required before use. Optional charging way as below:  
1. Charged for above 3 days at limited current 0.25CA and constant voltage 2.25V/cell.  
2. Charged for above 20 hours at limited current 0.25CA and constant voltage 2.45V/cell.  
3. Charged for 8-10 hours at limited current 0.05CA.
- C** Supplementary charge may often fail to recover the capacity.