

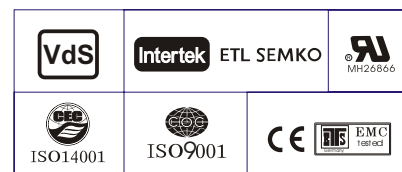
### Specification

Nominal Voltage	12V	
Nominal Capacity(20HR)	4.0AH	
Dimensions	Length	90±1mm (3.54 inches)
	Width	70±1mm (2.76 inches)
	Container Height	101±2mm (3.98 inches)
	Total Height (with Terminal)	107±2mm (4.21 inches)
Approx Weight	Approx 1.45 kg (3.20lbs)	
Terminal	T1	
Container Material	ABS	
Rated Capacity	4.00 AH/0.200A	(20hr, 1.80V/cell, 25°C/77°F)
	3.72 AH/0.372A	(10hr, 1.80V/cell, 25°C/77°F)
	3.36 AH/0.672A	(5hr, 1.75V/cell, 25°C/77°F)
	2.94 AH/0.979A	(3hr, 1.75V/cell, 25°C/77°F)
	2.43AH/2.43A	(1hr, 1.60V/cell, 25°C/77°F)
Max. Discharge Current	60A (5s)	
Internal Resistance	Approx 40mΩ	
Operating Temp. Range	Discharge	-15~50°C (5~122°F)
	Charge	0~40°C (32~104°F)
	Storage	-15~40°C (5~104°F)
Nominal Operating Temp. Range	25±3°C (77±5°F)	
Cycle Use	Initial Charging Current less than 1.2A. Voltage	
	14.4V~15.0V at 25°C(77°F)Temp. Coefficient -30mV/°C	
Standby Use	No limit on Initial Charging Current Voltage	
	13.5V~13.8V at 25°C(77°F)Temp. Coefficient -20mV/°C	
Capacity affected by Temperature	40°C (104°F)	103%
	25°C (77°F)	100%
	0°C (32°F)	86%
Self Discharge	Leoch LP series batteries may be stored for up to 6 months at 25°C(77°F) and then a freshening charge is required. For higher temperatures the time interval will be shorter.	



### Applications

- ◆ All purpose
- ◆ Uninterruptable Power Supply (UPS)
- ◆ Electric Power System (EPS)
- ◆ Emergency backup power supply
- ◆ Emergency light
- ◆ Railway signal
- ◆ Aircraft signal
- ◆ Alarm and security system
- ◆ Electronic apparatus and equipment
- ◆ Communication power supply
- ◆ DC power supply
- ◆ Auto control system



### Constant Current Discharge (Amperes) at 25 °C (77°F)

F.V/Time	5min	10min	15min	20min	30min	45min	1h	2h	3h	4h	5h	6h	8h	10h	20h
1.85V/cell	7.68	5.35	4.42	3.83	3.07	2.36	1.93	1.18	0.899	0.739	0.627	0.543	0.432	0.359	0.198
1.80V/cell	9.44	6.39	5.12	4.33	3.40	2.58	2.08	1.25	0.945	0.777	0.654	0.567	0.448	0.372	0.200
1.75V/cell	11.2	7.22	5.65	4.72	3.63	2.74	2.19	1.31	0.979	0.801	0.672	0.581	0.460	0.379	0.202
1.70V/cell	12.7	7.97	6.11	5.06	3.82	2.84	2.28	1.36	1.01	0.821	0.689	0.595	0.467	0.386	0.206
1.65V/cell	14.0	8.57	6.46	5.32	3.98	2.95	2.38	1.40	1.04	0.838	0.704	0.607	0.475	0.391	0.208
1.60V/cell	14.7	8.93	6.74	5.48	4.09	3.02	2.43	1.45	1.06	0.859	0.718	0.619	0.485	0.398	0.210

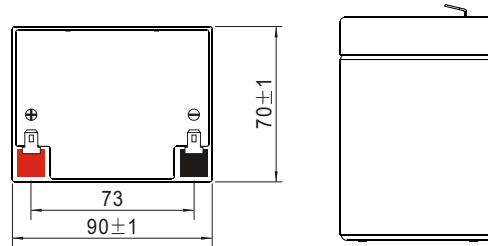
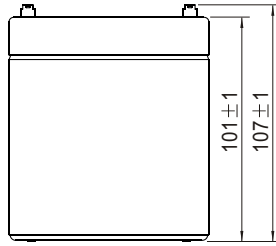
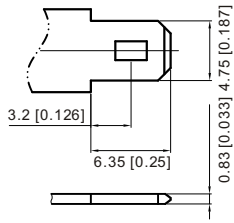
### Constant Power Discharge (Watts/cell) at 25 °C (77°F)

F.V/Time	5min	10min	15min	20min	30min	45min	1h	2h	3h	4h	5h	6h	8h	10h	20h
1.85V/cell	14.5	10.2	8.49	7.42	5.99	4.63	3.81	2.34	1.79	1.47	1.26	1.09	0.869	0.724	0.400
1.80V/cell	17.6	12.0	9.76	8.33	6.59	5.02	4.07	2.47	1.87	1.54	1.30	1.13	0.896	0.745	0.402
1.75V/cell	20.6	13.5	10.7	9.00	6.99	5.30	4.26	2.56	1.92	1.58	1.33	1.15	0.914	0.755	0.403
1.70V/cell	23.1	14.7	11.4	9.59	7.29	5.47	4.42	2.65	1.97	1.61	1.35	1.17	0.922	0.763	0.408
1.65V/cell	25.1	15.6	12.0	9.96	7.53	5.65	4.57	2.71	2.01	1.63	1.38	1.19	0.933	0.770	0.412
1.60V/cell	26.0	16.1	12.3	10.2	7.67	5.72	4.64	2.78	2.05	1.66	1.40	1.21	0.947	0.779	0.412

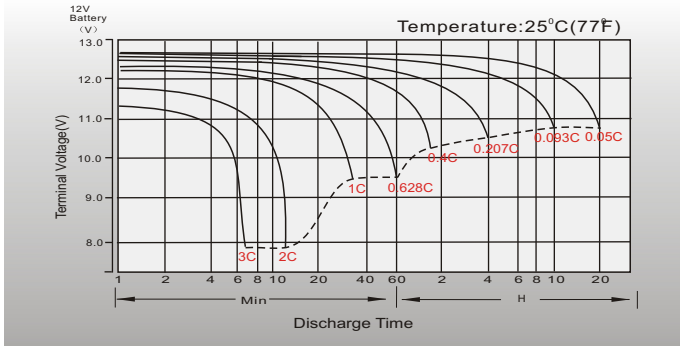
# Dimensions

## T1 Terminal

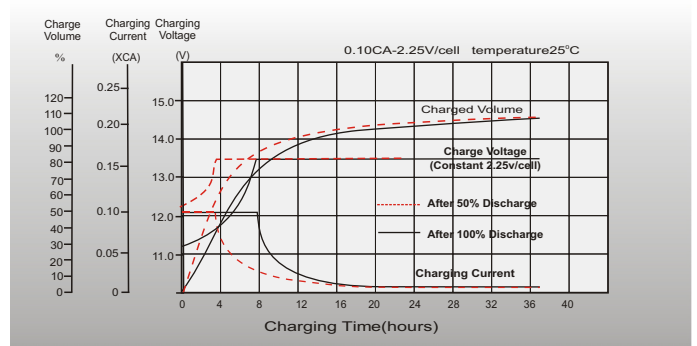
Unit: mm [inches]



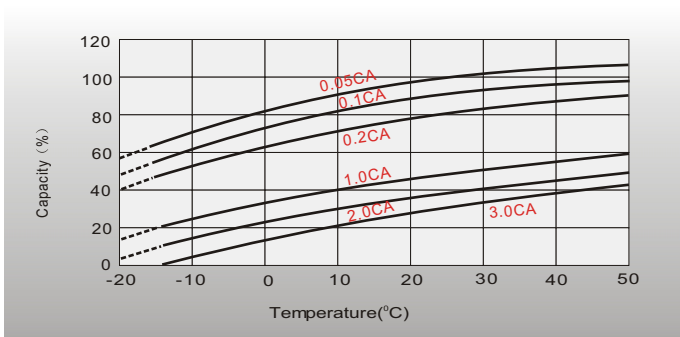
## Discharge Characteristics



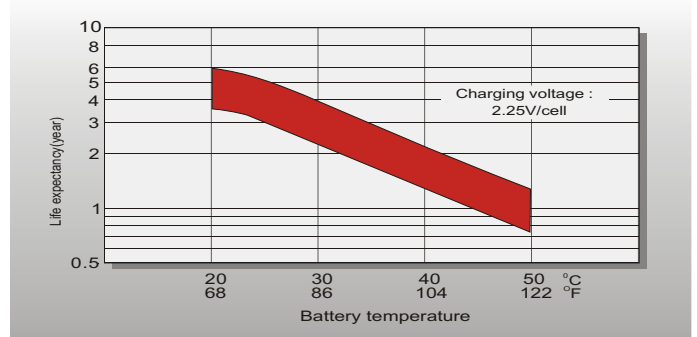
## Float Charging Characteristics



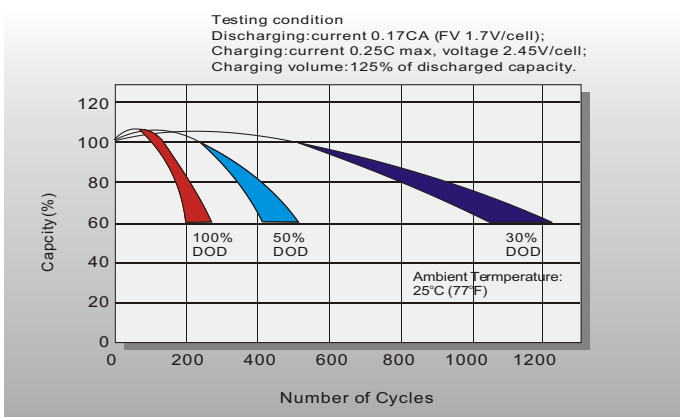
## Temperature Effects in Relation to Battery Capacity



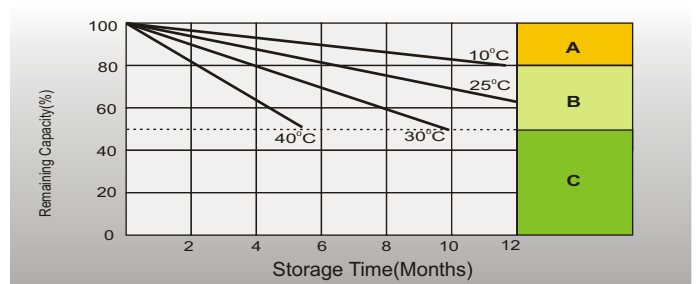
## Effect of Temperature on Long Term Float Life



## Cycle Life in Relation to Depth of Discharge



## Self Discharge Characteristics



- A** No supplementary charge required (Carry out supplementary charge before use if 100% capacity is required.)
- B** Supplementary charge required before use. Optional charging way as below:  
 1. Charged for above 3 days at limited current 0.25CA and constant voltage 2.25V/cell.  
 2. Charged for above 20 hours at limited current 0.25CA and constant voltage 2.45V/cell.  
 3. Charged for 8-10 hours at limited current 0.05CA.
- C** Supplementary charge may often fail to recover the capacity.